

STANDARD SPECIFICATION

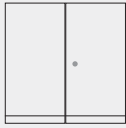
- Metal cubes, seamless design, epoxy powder coated in our standard finishes
- Ply floor base for metal cubes is 25mm and includes levelling feet
- Locking MFC cupboards, supplied with 2 keys
- Non-locking MFC cupboards available
- MFC Cupboards include levelling feet, a fixed shelf and a 25mm top

Bespoke options available email
sales@cqlockers.co.uk
 for your FREE consultation

OPTIONAL EXTRAS

- 18mm Plywood shelf
- 18mm Plywood box no back or front
- 18mm Plywood box with back
- 18mm Plywood box with back and front door
- 18mm Plywood box with back and key locking front door
- Whiteboard
- Lights
- 18mm Plywood planters
- Steel plant support rails
- Seating options
- Bespoke / Premium paints, finishes and materials

800 HIGH CUPBOARD



CUBC88
 H 800mm
 W 800mm
 D 420mm


400 WIDE METAL CUBES



CUB44
 H 400mm
 W 400mm
 D 400mm



CUB84
 H 800mm
 W 400mm
 D 400mm



CUB124
 H 1200mm
 W 400mm
 D 400mm



CUB164
 H 1600mm
 W 400mm
 D 400mm



CUB204
 H 2000mm
 W 400mm
 D 400mm

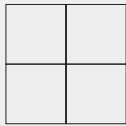


CUBF4
 W 400mm
 D 400mm
 Ply floor,
 levelling feet

800 WIDE METAL CUBES



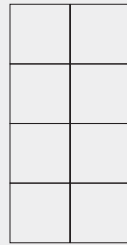
CUB44-D
 H 400mm
 W 800mm
 D 400mm



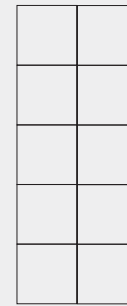
CUB84-D
 H 800mm
 W 800mm
 D 400mm




CUB124-D
 H 1200mm
 W 800mm
 D 400mm



CUB164-D
 H 1600mm
 W 800mm
 D 400mm

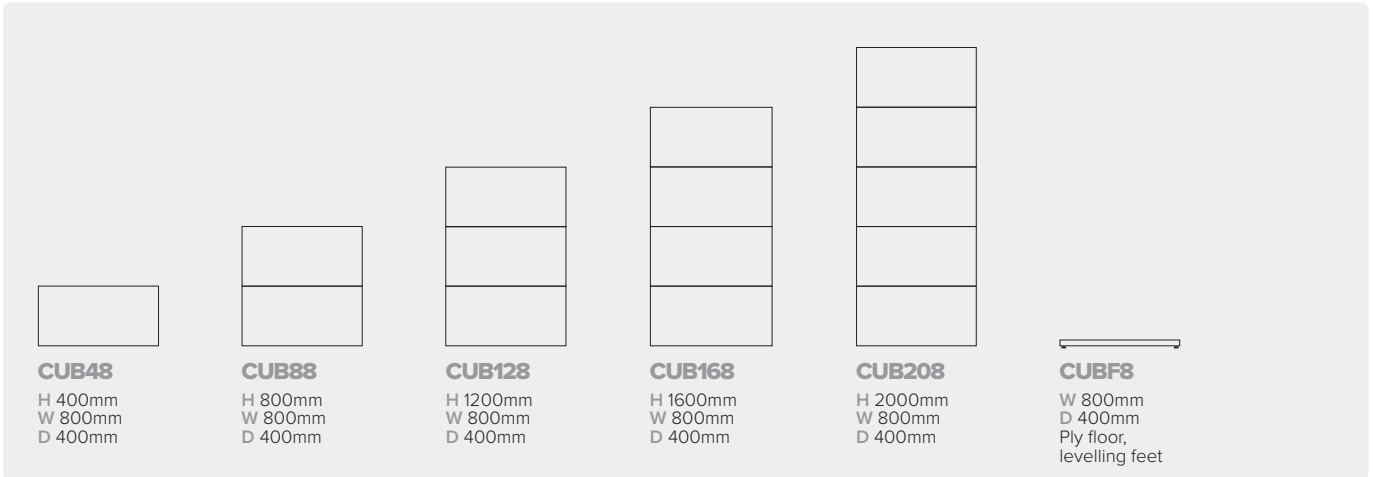


CUB204-D
 H 2000mm
 W 800mm
 D 400mm



CUBF8
 W 800mm
 D 400mm
 Ply floor,
 levelling feet

800 WIDE METAL CUBES



CUB48

H 400mm
W 800mm
D 400mm

CUB88

H 800mm
W 800mm
D 400mm

CUB128

H 1200mm
W 800mm
D 400mm

CUB168

H 1600mm
W 800mm
D 400mm

CUB208

H 2000mm
W 800mm
D 400mm

CUBF8

W 800mm
D 400mm
Ply floor,
levelling feet

ACCESSORIES

Suitable for **800mm** wide steel cubes



CUB8-S

Ply Shelf
H 18mm
W 800mm



CUB8-PS

Ply Surround
no back or front
H 400mm
W 800mm



CUB8-PSB

Ply Surround
with back
H 400mm
W 800mm



CUB8-P

Ply Planter
H 150mm
W 800mm
*Plants/ liner not included




CUB8-SR

Hanging plant
support rail
W 800mm



CUB8-SEAT

Seat-pad
H 60mm
W 800mm



CUB8-WB

Whiteboard

ACCESSORIES

Suitable for **400mm** wide steel cubes




CUB4-S
Ply Shelf
H 18mm
W 400mm



CUB4-PS
Ply Surround
no back
or front
H 400mm
W 400mm



CUB4-PSB
Ply Surround
with back
H 400mm
W 400mm



CUB4-PSD
Ply Surround
with back + front
door
H 400mm
W 400mm



CUB4-PSDL
Ply Surround
with back + front
door locking
H 400mm
W 400mm




CUB4-P
Planter
H 150mm
W 400mm
*Plants/ liner not
included



CUB4-SR
Hanging plant
support rail

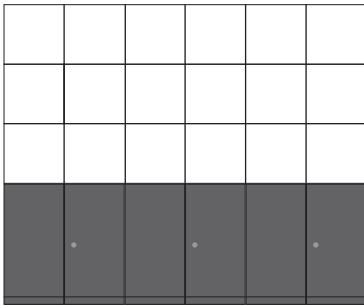


CUB4-SEAT
Seat-pad
H 60mm
W 400mm

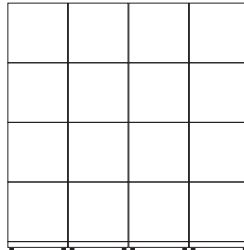


CUB88-WB
Whiteboard

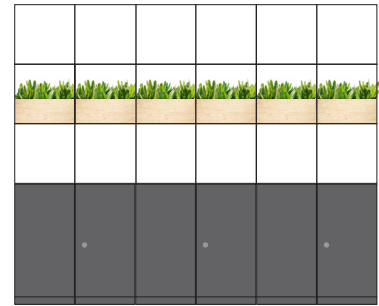
MOST FREQUENTLY SPECIFIED OPTIONS



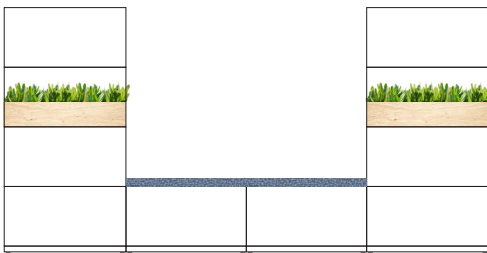
3 No. CUBC88-L + 3 No. CUB128-D
Locking cupboards and 400 Module cubes



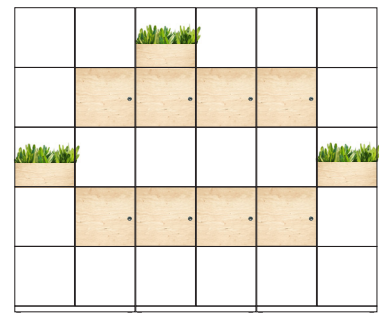
4 No. CUBF4 + 4 No. CUB164
Ply floor and 400 Module cubes



**3 No. CUBC88-L +
3 No. CUB128-D + 6 No. CUB4-P**
Locking cupboards, 400 Module cubes and
Planters



**2 No. CUB168 + 2 No. CUB48 + 4 No. CUBF8
+ 2 No. CUB8-SEAT + 2 No. CUB8-P**
Ply floor, 800 Module cubes and planters



**3 No. CUB208-D + 3 No. CUBF8 +
3 No. CUB4-P + 8 No. CUB84-PSD**
Plywood floor and 800 Module cubes,
planters and lockable compartments